

2012

innovative teachers' companion®



ten
years 2003
OF INNOVATION 2012

Product Catalogue


supporting teaching and learning

- INNOVATIVE TEACHERS' COMPANION EARLY YEARS DIARY (K-2)**
 NEW 1
- INNOVATIVE TEACHERS' COMPANION PRIMARY / SECONDARY DIARIES**
 2
- A1 POSTERS**
 - THINKING SKILLS
 - HANDWRITING SKILLS
 - PUBLIC SPEAKING SKILLS 3
- THINKING REWARD STICKERS**
 3
- INNOVATIVE TEACHERS' PACK**
 3
- REFLECTIONS ON CLASSROOM TEACHING STRATEGIES**
 3
- BINDER FOR INNOVATIVE TEACHERS' COMPANION**
 3
- PROFESSIONAL DEVELOPMENT**
 - TEACHER PD ONLINE
 - CONSULTING IN YOUR SCHOOL 4-5
- ELECTRONIC PRODUCTS**
 - ECOMPANION
 - CLASSROOM THINKING SKILLS DVD 4-5
- STUDENT DIARY PDF RESOURCES**
 6
- ORDER FORM**
 INSERT

NEW Product: *the innovative teachers' companion*® Early Years edition



ITC Publications are delighted to announce the latest addition to their innovative product range, with the publication of their new **Early Years of Learning innovative teachers' companion**®



The NEW Early Years of Learning *innovative teachers' companion*® is your complete planning and professional development resource. This teachers' diary includes more than 15 professional readings on a variety of topics, 19 cognitive and co-operative teaching tools, exciting classroom activities and information on NAPLAN preparation.

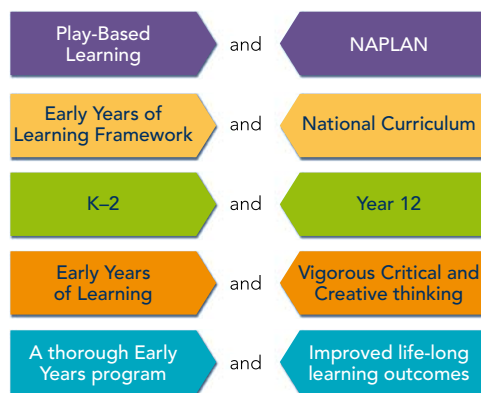
Aligned with the Early Years Framework of Australia, the companion addresses and references the 5 Learning Outcomes of identity, connection, wellbeing, learning and communication.

You can now plan your timetable, lessons and classroom environment in one handy format.

Features

- Tailored to the specific needs of K—2 teachers
- Linked to the Early Years Learning Framework
- 19 Cognitive and Co-operative learning strategies
- Scores of easy to integrate lesson ideas
- Weekly planning pages
- Professional Readings on:
 - » Play-Based Learning
 - » Creating the Learning Environment
 - » Story-telling
 - » Handwriting
 - » Puppetry and more
- A4 size

The companion helps you link:



Weekly Format
Spiral Version

1-9 copies \$24.75 per unit (incl.GST)
10 or more copies \$19.80 per unit (incl.GST)

ORDER NOW Go to order form insert, or visit www.itcpublications.com.au





Primary

2012 innovative teachers' companion®

Your 10 Year Anniversary Diary Contains

- Exciting Web 2.0 Applications
- FREE A4 Thinking Skills Framework
- Preparing sensibly for NAPLAN
- National Curriculum-aligned lesson ideas
- Co-operative learning - the 4 principles
- Developing critical and creative higher order thinking skills

Your complete lesson planning guide:

- Over 40 exciting **strategies** to stimulate good thinking, teaching and learning
- Exciting **ideas** for planning lessons that will engage your students in higher order thinking
- Provides efficient, cost effective and practical **professional development**

Your complete teacher diary and reference tool:

- Lesson planning pages
- Attendance records
- Assessment record pages
- Monthly and Yearly Planner
- Over 250 teaching ideas across ALL subject areas

Loose leaf and spiral versions available



Secondary

**ORDER
NOW!**

1-9 copies \$24.75 per unit (incl.GST)
10 or more copies \$19.80 per unit (incl.GST)

Complete the order form on insert
or visit www.itcpublications.com.au

Big Savings
with Bulk
Orders

ten
years
2003
2012

A1 Posters



Thinking Skills Framework Poster—Updated!

- New graphics! Incorporates technology in verbs and sentence starters
- Encourages and reinforces a whole-school approach to thinking
- Promotes student awareness of the different levels of thinking
- Aids in literacy by assisting students to scaffold their learning

Handwriting Skills Poster

- Clearly illustrates the four steps required to achieve fast and legible handwriting
- Support text provides prompts for both students and teachers
- Introduces Happy the Pencil – an exciting pencil character to engage students and make handwriting lessons more enjoyable

Public Speaking Skills Poster

- Teach your students to master the art of preparing and delivering speeches
- Highlight the four simple steps to great public speaking: Purpose, Plan, Practise and Present
- The four steps hold fast for all genres of public speaking, and suit all topics and age levels
- Now your students have a ready reference tool for preparing their public performances

1-4 Posters \$14.95 (incl. GST) per poster
5+ Posters \$12.50 (incl. GST) per poster

ORDER NOW

Turn to order form insert or visit www.itcpublications.com.au

Innovative Teachers' Pack



Your Innovative Teachers' Pack includes:

- The *innovative teachers companion*® (Primary, Secondary or Early Years of Learning)
- An A1 Thinking Skills Framework Poster and How to Use Guide
- 420 x Thinking Reward Stickers and How to Use Guide
- An A3 Thinking Reward Sticker Chart to record your students' good thinking
- An ITC Publications document wallet

1-4 packs \$59.95 per Pack (incl. GST)
5-9 packs \$54.95 per Pack (incl. GST)
10 or more packs \$49.95 per Pack (incl. GST)

ORDER NOW

Turn to order form insert or visit www.itcpublications.com.au

Thinking Reward Stickers



- 7 different sticker categories: creative thinking, deep thinking, accurate thinking, co-operative thinking, divergent thinking, lateral thinking and thinking of others
- A practical way to readily reward and encourage higher order thinking
- A powerful way to explain to students the different types of thinking in the moment
- Create a positive classroom environment throughout the school

1 pack of 10 (420 stickers) \$16.50 (incl. GST)

ORDER NOW

Turn to order form insert or visit www.itcpublications.com.au

Binder for the loose leaf *innovative teachers' companion*®



- Australian made, fully recyclable, polypropylene
- Four ring heavy duty binder
- Colourful and unique
- Produced from recyclable materials

\$12.95 each Single purchase
\$9.95 each Bulk purchase (10+) OR
from \$34.95 Binder & Companion

ORDER NOW

Turn to order form insert or visit www.itcpublications.com.au

Reflections on Classroom Thinking Strategies

- Eric Frangenheim



- Practical strategies to inspire thinking in your classroom (P - 12)
- Be inspired to enrich your classroom teaching practice by implementing the thinking strategies outlined in the Teaching and Thinking Framework
- An outstanding resource for the improvement of pedagogical practice

Price: \$35.00 (incl. GST)

ORDER NOW

Turn to order form insert or visit www.itcpublications.com.au

You now have the ability to plan all aspects of your timetable, school schedule and each of your lessons online.

- Build a lesson portfolio across multiple subjects and share with your colleagues
- Incorporate higher order thinking easily and quickly into each of your lessons
- Access your diary, lessons and professional development material wherever you have internet connection
- The *ecompanion* is ideal for communal planning and ensuring a whole school or department approach to learning



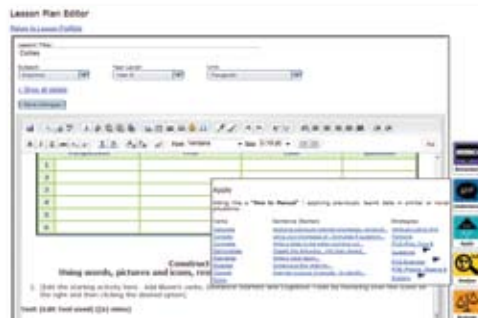
The Diary

Personalise all elements of your timetable, including:

- School periods, subjects, and classes
- Assessment dates, excursions and other school events
- Daily and weekly views

The Lesson Planner

- Plan your lessons quickly and easily
- Incorporate thinking skills into your lessons with the click of a mouse
- Build a Lesson Portfolio, organising lessons within specific subjects or year levels
- Share your lesson plans with colleagues
- Use writable templates to conveniently integrate cognitive thinking tools into your classroom



1-9 **\$24.75 (incl. GST)**
per licence per annum

10+ **\$19.80 (incl. GST)**
per licence per annum

ORDER NOW

To order, visit
www.itcpublications.com.au



teacher pd online
professional development

TeacherPD – Classroom Teaching strategies

Sign up and get...

- Tools and strategies
- Student materials
- CPD requirements taken care of

www.teacherpd.com.au New courses are added all the time so sign up to keep informed.

What is TeacherPD online?

- Teaching, learning and thinking strategies based on Bloom's hierarchy
- 20 individual lessons on how to use in the classroom
- Templates and videos for use in class and demonstration to students
- Learn at your own pace
- Certificate for CPD evidence requirements and transfer into practice

Why TeacherPD online?

- Learn how to employ essential critical and creative thinking skills
- Easy to implement learning strategies in class with support videos and templates
- Suited to all subject areas and student age levels
- For primary and secondary teachers
- Learn when and where it suits you best

Thinking Skills
for the
21st
Century
Classroom

Classroom Thinking Skills DVD

Encourage thinking, promote student engagement, and achieve improved student outcomes.

The ITC Classroom Thinking Skills DVD is a self-paced learning resource enabling you to build on your repertoire of proven teaching strategies.

29 ITC thinking skills strategies are clearly explained through: **video, informative diagrams** and **practical examples**.

Learn how to utilise each tool, gain access to writable templates and create engaging lessons. Save to your own hard drive or distribute to your students.



Features

- 25 cognitive tools across all levels of Bloom's Taxonomy
- 4 co-operative tools
- The tools have videos, information templates, examples and writable templates
- No internet connection required to use DVD
- DVD installs into your computer
- Each DVD can be used on 2 computers
- Can be installed onto PC and Mac computers

* Note: internet connection required in order to activate your DVD

1-9 DVDs \$24.75 per DVD (incl. GST)
10+ DVDs \$19.80 per DVD (incl. GST)

ORDER NOW

Turn to order form insert or visit www.itcpublications.com.au

Consulting at Your School

You can:

- Improve student outcomes
- Address behaviour management issues
- Effectively teach critical and creative thinking and cooperative learning
- Have an exciting and engaging classroom all the time

INITIAL UPSKILLING

Initial Workshops

▲ Critical and Creative Thinking: Making It Happen!

- Establishing a common thinking skills framework
- The 3 key principles of critical thinking and cognitive tools
- The 3 key principles of creative thinking and cognitive tools

IMPLEMENTATION

Sequential Workshops

▲ Broad Brush Unit Planning

▲ Designing Challenging Units of Work through Backward Mapping

▲ Lesson Planning

Facilitating engaging plans incorporating Higher Order Thinking

▲ Lesson Demonstrations

See an ITC presenter teach a lesson (Primary or Secondary), modelling the Higher Order Thinking and co-operative learning skills

▲ Lesson Observations

How to conduct effective lesson observations collecting quantitative feedback

SUSTAINABLE CHANGE

Ongoing Internal Support

▲ Action Planning

Teachers formulate individual action plans for managing complex change

▲ Assertive Confrontation

How to conduct professional conversations through 'assertive confrontation', dealing with defensive behaviour and joint problem-solving

▲ Delivering In-House Professional Development

How to conduct effective 40-60 minute in-house PD sessions on cognitive tools and co-operative thinking

Change your classroom for the better, visit www.itcpublications.com.au now

Keep Updated!



Get the latest updates on Facebook:
www.facebook.com/itcpublications



Stay abreast of the latest teaching and learning news. Receive our newsletter by signing up at our website:
www.itcpublicaitons.com.au

PDF Resources for Student Diaries

Have you thought about placing some of the great information from your innovative teachers' companion® in your school's 2012 student diary?

For the first time we are offering your school the opportunity to align the **innovative teachers' companion®** teacher diary with your student diary.

Our articles include:

- **Handwriting** – the 4 Steps to Fast, Legible Handwriting
- **Public Speaking** – Follow these 4Ps to make your mark!
- **Higher Order Thinking** – thinking tools to assist students with research, evaluation and creative thinking
- **Foundation Thinking Skills** – tools to assist students to remember, understand and apply information
- **Gardner's Multiple Intelligences Quiz** – a self-assessment quiz for students to evaluate their best style of learning

Choose from the Primary or Secondary version. The 21 articles will be sent to you via email in PDF form, along with a copyright permission form. You can then choose which files you wish to insert in your 2012 school student diary.

Examples

Handwriting 4 Steps to Fast, Legible Handwriting

Professional Reading 1 Handwriting Skills – 4 Steps to Fast, Legible Handwriting

**Professional Reading 1
HANDWRITING SKILLS
4 Steps to Fast, Legible Handwriting**

Background

Neat and legible handwriting is a skill that each and every student should develop to communicate effectively. With the growing use of computers, laptops, tablets and smart phones, it is increasingly difficult for certain students that good handwriting remains a valuable skill. However, handwriting remains essential for the following purposes:

- Making quick notes, including personal notes
- Answering questions in written examinations
- Taking on the role of scribe in group-discussions
- Developing fine motor skills transferable to other activities
- Promoting success with spelling
- So people can read your writing!

Process

1 Posture

- Head leaning slightly forward
- Bottom on the back of the chair, back straight
- Feet flat on the floor
- Desk at waist level

2 Angle of Paper

- Angle the paper slightly – parallel to the writing arm
- A sloping desktop helps

3 Pencil Grip

Correct Pencil Grip

- The thumb tip, forefinger tip and 2nd finger rest about 3cm from the tip of the pencil for left handers, and 2cm from the tip for right handers
- The pencil must rest on the second finger
- Do not rock the pencil into the web between the thumb and forefinger
- Fingers do the writing – stay flexible, don't tighten up, and don't press hard

Saturday January 21 Sunday January 22

Incorrect Pencil Grip

I can't move!
Happy the Pencil is locked into the web between the thumb and the forefinger – the can't move.

Ouch!
The index finger, 2nd finger and thumb are wrapped around Happy the Pencil squeezing him!

I'm slipping!
The index finger and the second finger are both on top of Happy the Pencil, instead of the 2nd finger being under the pencil supporting Happy.

4 Forming the Letters

- Initially use four-lined paper to get the proportions and the slope correct
- Each letter has a correct starting point (shown on letters a and b)
- Curved letters start with an anti-clockwise curve
- Straight letters start with a straight line, drawn from top to bottom
- Lift pencil only for letters F f x k
- Remember to slope all letters a little

Happy's Handwriting Tip:

- A pencil is best for practicing handwriting
- A 3-sided pencil helps the grip
- A soft, dark line is easy to erase
- Keep your pencil sharp, 'sharp, sharp'
- Erase errors, take pride in presentation

Observation

Once you have good handwriting, you have it for life! Mastering this foundation skill provides students with a platform to progress to, and communicate at, higher levels of thinking. It is for these reasons that students need to be taught how to produce neat and legible handwriting.

Aligns with the innovative teachers' companion®

Cognitive Tools - The Alpha Ladder

ALPHA LADDER – INFORMATION

The Alpha Ladder is a simple structure that uses the alphabet to organize and record information, such as definitions, factors, people or events. Update your Alpha Ladder throughout your studies. When assessment time comes around you will have a pre-prepared and comprehensive resource to study from!

PROCESS
Choose a topic, e.g. Human Sensitivities!

Step 1: Topic
Create a vertical list from A-Z. You may like to leave space for 3-4 answers after each rung. Enter the topic in the next column, e.g. Everyday Action.

Step 2: Examples
Enter examples. Groups can use a brainstorm tool such as a Noisy Round Robin and research to generate the alphabetical list. Enter examples for each line.

Step 3: Details/Information
Extra columns can be added for details/information pertaining to the topic. For example, enter the heading Human Reaction, then any details or information.

Step 4: Product
This resource can be a springboard for further research and discussion.

ALPHA LADDER	Human Reaction
A	Approaching our eyes
B	Bleese! A roof brace pressing as we wash the water
C	
D	Dust and Pollen
E	
F	Feet: Sharp object under our foot
G	
H	Shy
I	
J	
K	
L	
M	
N	
O	
P	
Q	
R	
S	
T	
U	
V	
W	

Human Reaction: Will make us blink!; Gossamer/bumps/haire standing on end in an attempt to trap a layer of air near the skin to insulate us from the cold; Allergies, coughing, watery eyes, runny nose, itchy throat, sneezing, redness of skin...; Automatically lift foot faster than the central nervous system has had time to process; Yawning. This may cause others to yawn as it is actually contagious!

PRICE:

\$99 (incl. GST) For Schools that DO place a 2012 bulk teacher diary order

\$199 (incl. GST) For Schools that DON'T place a 2012 bulk teacher diary order

ORDER NOW

Visit www.itcpublications.com.au

itc publications - *supporting teaching and learning*



PO Box 2640 Toowoomba Qld 4350

P 07 4638 8326 F 07 4638 8366

info@itcpublications.com.au

www.itcpublications.com.au

ABN 19 100 689 389